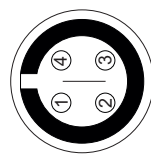
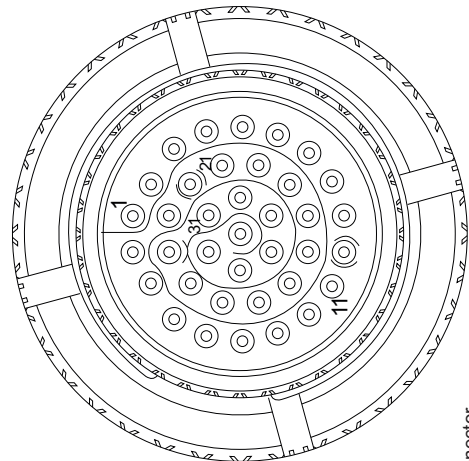


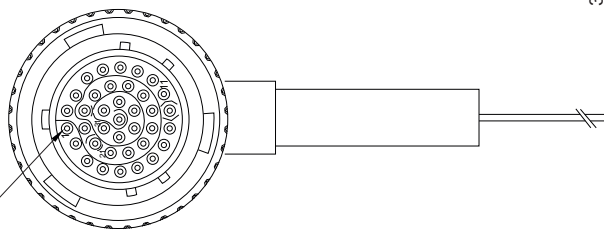
5 pins Binder 712 female connector pinout solder termination view



4 pins Binder 719 female connector pinout solder termination view



37pins Deutsch connector contact insertion view



37 pins Deutsch connector external view

Harness front view

37 pins Deutsch female flying connector

Rif. / Ref.	Q.tà / Q.ty	Materiale / Material		N. articolo / Item N.		
Progettato da / Designed by D.B.		Contr. da/ Ckd. by	Approvato da/ Approved by	Nome file / File name	Data / Date 31/08/12	Scala / Scale
			Titolo/Title Cablaggio standard connettore Deutsch 37 pin +2 TC per MXL2/MXG/MXG 1.2/MXP/MXS/MXS1.2			
			N. disegno / Drawing N. 04.573.05		Rev. / Rev 8	Foglio / Sheet

Table of cables ending with 4 pins Binder 719 female connector

37 pins Deutsch connector pin	Cable colour	Destinaton connector pin	Cable type	Length	Channel	Label
30 31 32 33	White Black Red Blue	1 2 3 4	4x0.35mm ²	360mm	Analog channel 3 GND V Battery V Reference	Ch.3
34 35 36 37	White Black Red Blue	1 2 3 4	4x0.35mm ²	360mm	Analog channel 4 GND V Battery V Reference	Ch.4
19 20 21	White Black Blue n.c.	1 2 3 4	3x0.35mm ²	320mm	Speed 1 GND V Battery n.c.	speed 1
16 17 18	n.c. Black Blue White	1 2 3 4	3x0.35mm ²	320mm	n.c. GND V Battery Optical Lap	Lap
12 14 13	White* Black blue* n.c.	1 2 3 4	2x0.35+1x0.35 twisted	1100mm	USB D+ GND USB D- n.c.	USB

*= twisted

Table of cables ending with Mignon connector

37 pins Deutsch Connector pin	Cable colour	Destination connector pin	Cable type	Length	Channel	Label
22 23	Yellow Red	+ -	Compensated	340mm	Analog channel 1 GND	Ch.1
26 27	Yellow Red	+ -	Compensated	340mm	Analog channel 2 GND	Ch.2

Table of cables ending with 5 pins Binder 712 female connector

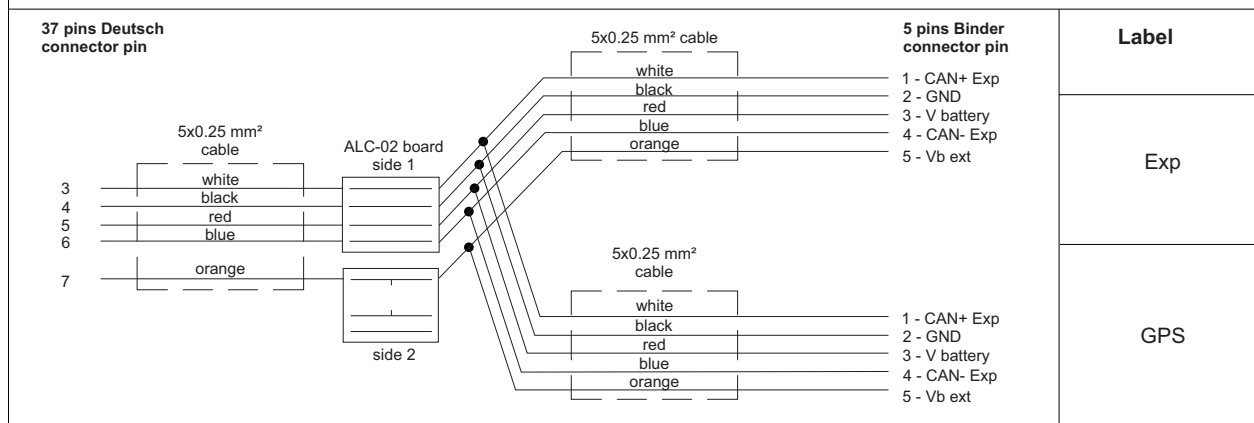


Table of not ended cables

Connector pin	Cable colour	Cable type	Length	Label
15	white	1x0.5mm ²	550mm	RPM
2 1	black red	1x0.5mm ² 1x0.5mm ²	550mm	GND 9-15V Power input
8 9 10 11	white blue black blue	1x0.5mm ² 1x0.5mm ² 1x0.5mm ² 1x0.5mm ²	550mm	CAN1+ CAN1- K-Line GND K-Line